

ภาคผนวก จ

เอกสารสอบเทียบเครื่องมือที่ใช้ในการตรวจวิเคราะห์
(Calibration)



ตารางการสอบเทียบเครื่องมือที่ใช้ในการตรวจวัดและวิเคราะห์

Item	Description	Parameter	List of Equipment	Equipment No.	Calibration	Next Calibration
1.	Ambient Air	ORIFICE	ORIFICE TRANSFER STANDARD/Tisch	S/N 0068	27/03/2025	March 2026
		TSP	High Volume Air Sampler/TET	S/N TSP-16	03/06/2025	June 2026
			High Volume Air Sampler/TET	S/N TSP-40	02/06/2025	June 2026
	CO		Electronic Balance/XP 205 DR	S/N 1129273885	13/03/2025	March 2026
			Personal Air Sampler/Gilian	S/N 20110605104	18/09/2025	October 2025
2.	Water		Personal Air Sampler/Gilian	S/N 20151003005	11/12/2025	January 2026
			CO Analyzer/API 300	S/N 1068	01/04/2025	October 2025
			CO Analyzer/Teledyne 300E	S/N 1066	17/10/2025	April 2026
		pH	pH Meter/Horiba F-71G	S/N V381F8H3	28/10/2025	October 2026
		Temperature	pH Meter (Temperature)/Horiba F-71G	S/N V381F8H3	28/10/2025	October 2026
		Turbidity	Turbidity Meter/EUTECH TN-100	S/N 2655003	18/09/2025	September 2026
		TSS, SS	Electronic Balance/XP 205 DR	S/N 1129273885	13/03/2025	March 2026
		DO	DO Meter/HORIBA	S/N D75J0012	10/01/2025	January 2026
		BOD	BOD Incubator/Model i250	S/N 0408-0115-0008	12/03/2025	March 2026
		Oil & Grease	Electronic Balance/XP 205 DR	S/N 1129273885	13/03/2025	March 2026
		Total Coliform Bacteria	Incubator Model INE 500	S/N E.505.0595	12-13/03/2025	March 2026
		Pb	Atomic Absorption Spectrophotometer Model/AAAnalyst 100	S/N 040S0110503	19/09/2025	March 2026
		Conductivity	Conductivity Meter/Horiba	S/N D66G0003	14/01/2025	January 2026



JIRANATEE ASSOCIATES CO.,LTD.

Jiranatee Associates Co.,Ltd
63/14-15, 67/35-36
Petchkasem 7,7/1, Rd. Watthapra, Bangkokyai,
Bangkok 10600 (Thailand)
Tel: +6608680812
Mobile: +66863999453
E-mail: jnac-calibration@jiranatee.com
Web site: www.jiranatee.com

Accredited calibration laboratory
ISO/IEC 17025:2017
NSC-TISI-TIS 17025
CALIBRATION 0367

Flow measurement laboratory
Calibration services department.



NSC – TISI – TIS 17025
CALIBRATION 0367

CERTIFICATE OF CALIBRATION

Certificate No. : COF-011-68

Page 1 of 2 Pages

MEASUREMENT ITEM : Top Load Orifice
MANUFACTURER : TISCH
MODEL/TYPE : TE-5025A
SERIAL NUMBER : 0068
ID NUMBER : -
CONDITION AS-RECEIVED : Used item
CUSTOMER : Thai Environmental Technic Limited.
1/6 Soi Ramkhamhaeng 145, Khwaeng/Khet Saphan Sung,
Bangkok 10240
RECEIVED DATE : 13 Mar 2025
MEASUREMENT DATE : 25 Mar 2025
ISSUE DATE : 27 Mar 2025

ENVIRONMENTAL CONDITIONS:

Ambient condition in the laboratory are as follow:

Temperature	: 23.0 ± 3.0	°C
Relative Humidity	: 55.0 ± 15.0	%RH
Atmospheric Pressure	: 1010 ± 10	hPa

CALIBRATION CONDITION:

Preconditioning : 24 hours at ambient conditions.
Measurement Condition : The average values during measurement are 23.5 °C and 52.5 %RH.

NOTED: The certificate is valid only to the item calibrated on date and place of calibration.

TABULATION OF RESULTS:

The table on next page give the measured values.

Calibration procedure:

The Orifice gas flow device was calibrated against Standard Rotary Displacement Meter (Roots Meter) Model G65/IMC/W2-dp. The WI-CL-004 was used as a calibration guideline.

Traceability:


This certificate provides a traceability of the measurement to recognized the national standards and to realization of the international system of units (SI) through the NIMT (National Metrology Institute of Thailand) via Certificate number: MW-0016-25.

Uncertainty of Measurement:

The reported uncertainty of measurement is based on the standard uncertainty multiplied by a coverage factor $k=2$, Which for a normal distribution corresponds to a coverage probability of approximately 95%. The standard uncertainty has been determined in accordance with the GUM 'Evaluation of measurement data - Guide to the expression of uncertainty in measurement'

Calibrated by:

- ☒ Mr. Sorawit Thachalad
☐ Miss Jitraporn Lertsomphol



Approved signatory: _____

Mr. Parinya Booncharoen
Calibration Department Manager

MEASUREMENT RESULTS:

The Orifice gas flow device was calibrated by direct comparison method with the Standard Rotary Displacement Meter (Roots Meter). The Humid air was used as a medium in the system. The standard conditions are 25°C (298.15 K) and 760 mmHg for standard temperature and standard pressure respectively.

Table 1: The results of Q Standard calibration data

Plate	Flow rate m^3/min	Pressure [Pa] mmHg	Temperature [Ta] °C	Temperature [Tm] °C	Δp_{meter} mmHg	$\Delta p_{Orifice}$ inH ₂ O	y	Standard Flow [Q_s] m^3/min
1	0.703	759.322	23.42	22.45	51.046	1.702	1.307	0.661
2	1.001	759.331	23.49	22.67	55.418	3.404	1.849	0.935
3	1.114	759.331	23.57	22.78	38.121	4.443	2.112	1.065
4	1.173	759.310	23.63	22.98	28.285	5.063	2.254	1.136
5	1.420	759.288	23.82	23.19	27.879	7.473	2.738	1.375


Slope (m): 2.00326
 Intercept (b): -0.02008
 Correlation coefficient (r): 0.99979
 Uncertainty ($k=2$): 0.015 m^3/min

Table 2: The results of Q actual calibration data

Plate	Flow rate m^3/min	Pressure [Pa] mmHg	Temperature [Ta] °C	Temperature [Tm] °C	Δp_{meter} mmHg	$\Delta p_{Orifice}$ inH ₂ O	y	Standard Flow [Q_s] m^3/min
1	0.703	759.322	23.42	22.45	51.046	1.702	0.815	0.658
2	1.001	759.331	23.49	22.67	55.418	3.404	1.153	0.931
3	1.114	759.331	23.57	22.78	38.121	4.443	1.318	1.061
4	1.173	759.310	23.63	22.98	28.285	5.063	1.407	1.132
5	1.420	759.288	23.82	23.19	27.879	7.473	1.710	1.371

Slope (m): 1.25471
 Intercept (b): -0.01252
 Correlation coefficient (r): 0.99980
 Uncertainty ($k = 2$): 0.015 m^3/min

End of Certificate of Calibration



High Volume TSP&PM-10 Calibration Report

Location : Thai Environmental Tech

Site ID : Bangkok

Date : 3-Jun-25

ITEM : TSP

Serial No : (No.16)

Calibrate By : Pipat

Site Conditions

Barometric Pressure (mm Hg) : 760.00

Temperature (°C) : 25.0

Average Press. (mm Hg) : 754.8

Average Temp (°C) : 31.2

Corrected Pressure (mm Hg) : 760.0

Temperature (deg K) : 298.0

Corrected Average (mm Hg) : -

Average Temp: (Deg K) : -

Calibration Orifice

Make : Tisch

Model : TE-5025A

Serial# : 0068

Qstd Slope : 2.00326

Qstd Intercept : -0.02008

Calibration Due Date : 26-Mar-26

Calibration Information

Plate or Test #	ORIFICE (in H ₂ O)	Qstd (m3/min)	Indicate (CFM)	IC (corrected)	Linear Regression Slope : 30.4861 Intercept : 5.3357 Corr. Coeff : 0.9795 # of Observations: 5
1	12.80	1.796	58.0	58.00	
2	10.00	1.589	54.0	54.00	
3	7.20	1.349	50.0	50.00	
4	5.00	1.126	40.0	40.00	
5	3.00	0.875	30.0	30.00	

Calculations

$Qstd = 1/m[\text{Sqrt}(H_2O(Pa/Pstd)(Tstd/Ta)) - b]$
 $IC = I[\text{Sqrt}(Pa/Pstd)(Tstd/Ta)]$

Qstd = standard flow rate

IC = corrected chart response

I = actual chart response

m = calibrator Qstd slope

b = calibrator Qstd intercept

Ta = actual temperature during calibration (deg K)

Pa = actual pressure during calibration (mm Hg)

Tstd = 298 deg K

Pstd = 760 mm Hg

For subsequent calculation of sampler flow:

$1/m((I)[\text{Sqrt}(298/Tav)(Pav/760)] - b)$

NOTE: Ensure calibration orifice has been certified within 12 months of use

m = sampler slope


b = sampler intercept

I = chart response

Tav = daily average temperature

Pav = daily average pressure

Calibrate By : 

Approve By : 

High Volume TSP&PM-10 Calibration Report

Location : Thai Environmental Tech

Site ID : Bangkok

Date : 2-Jun-25

ITEM : TSP

Serial No : (No. 40)

Calibrate By : Pipat

Site Conditions

Barometric Pressure (mm Hg) : 760.00
Temperature (°C) : 25.0
Average Press. (mm Hg) : 754.6
Average Temp (°C) : 31.8

Corrected Pressure (mm Hg) : 760.0
Temperature (deg K) : 298.0
Corrected Average (mm Hg) : -
Average Temp: (Deg K) : -

Calibration Orifice

Make : Tisch
Model : TE-5025A
Serial# : 0068

Qstd Slope : 2.00326
Qstd Intercept : -0.02008
Calibration Due Date : 26-Mar-26

Calibration Information

Plate or Test #	ORIFICE (in H ₂ O)	Qstd (m3/min)	Indicate (CFM)	IC (corrected)	Linear Regression
1	12.30	1.761	60.0	57.00	Slope : 30.5013
2	9.20	1.524	54.0	52.00	Intercept : 5.0377
3	7.00	1.331	50.0	48.00	Corr. Coeff : 0.9864
4	5.00	1.126	40.0	40.00	
5	3.00	0.875	30.0	30.00	# of Observations: 5

Calculations

$$Qstd = 1/m[\text{Sqrt}(H_2O(P_a/P_{std}))(T_{std}/T_a)] - b]$$
$$IC = I[\text{Sqrt}(P_a/P_{std}))(T_{std}/T_a)]$$

Qstd = standard flow rate
IC = corrected chart response
I = actual chart response

m = calibrator Qstd slope
b = calibrator Qstd intercept

Ta = actual temperature during calibration (deg K)

Pa = actual pressure during calibration (mm Hg)

Tstd = 298 deg K

Pstd = 760 mm Hg

For subsequent calculation of sampler flow:

$$1/m((I)[\text{Sqrt}(298/T_{av}))(P_{av}/760)] - b]$$

NOTE: Ensure calibration orifice has been certified within 12 months of use

m = sampler slope
b = sampler intercept
I = chart response
Tav = daily average temperature
Pav = daily average pressure

Calibrate By : 

Approve By : 



Thai Environmental Technic Limited
บริษัท เทคนิคสิ่งแวดล้อมไทย จำกัด

Analyzer Calibration Report

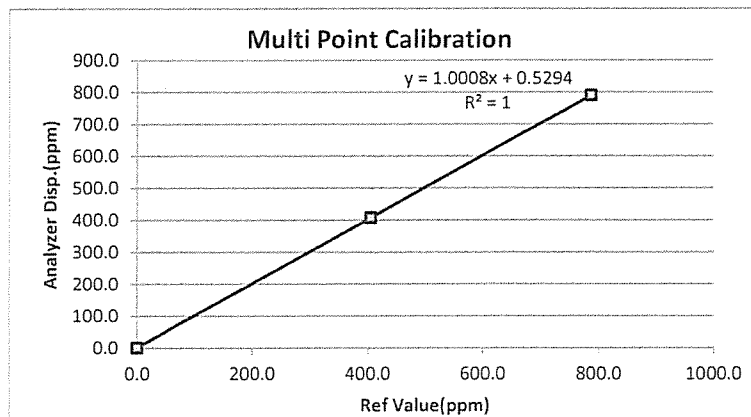
Calibrate Date	: 1-Apr-25	Temperature (°C)	: 25°C
Analyzer Type	: CO	Barometer (mmHg)	: 762.0
Brand	: API	Humidity (50±15 %)	: 54.0%RH
Model	: 300	Dilutor	: API M700 S/N625
Serial Number	: 1068	Zero Air	: API M701 S/N1926
Range	: 1000 ppm	Standard gas	: D621725, D025783

Calibration of Span

Supply Gas	Ref Value(ppm)	Before of Span.(ppm)	After of Span.(ppm)	Abs% diff of Span
Zero	0.0	1.4	0.0	0.0
Span	788.0	793.0	788.0	0.0

Multi Point Calibration

Ref Value(ppm)	Analyzer Disp.(ppm)	Output Difference		
		Diff (ppm)	Percent Diff	Abs Percent Diff
0.0	0.5	0.5	0.00	0.06
406.0	406.9	0.9	0.00	0.22
788.0	789.1	1.1	0.00	0.14
Average Diff (%)				0.14



Calibrate by:

Approved by:

แก้ไขครั้งที่ : 00

วันที่อนุมัติ 02/09/15

เลขที่แบบฟอร์ม : QF-QP16-06

Analyzer Calibration Report

Calibrate Date : 17-Oct-25
Analyzer Type : CO
Brand : Teledyne
Model : 300E
Serial Number : 1066 (No.2)
Range : 1000 ppm

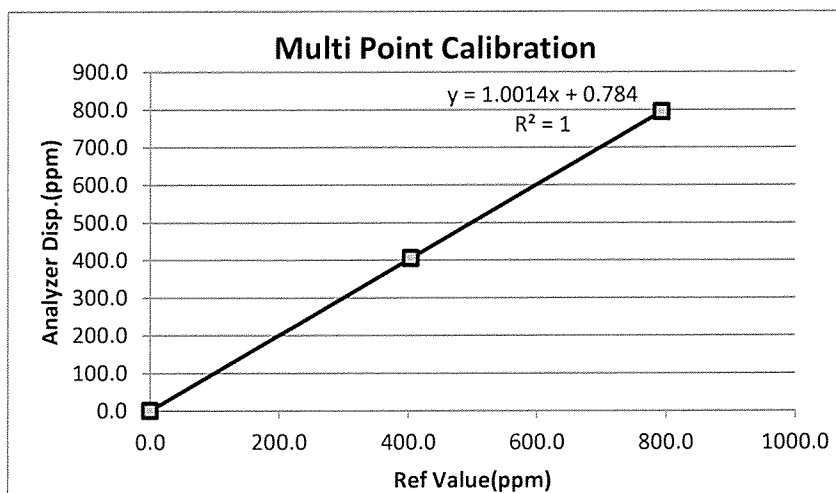
Temperature (°C) : 25°C
Barometer (mmHg) : 761
Humidity (50±15 %) : 53.7 %RH
Dilutor : API M700 S/N625
Zero Air : API M701 S/N1926
Standard gas : D025783, D621725

Calibration of Span

Supply Gas	Ref Value(ppm)	Before of Span.(ppm)	After of Span.(ppm)	Abs% diff of Span
Zero	0.0	0.7	0.0	0.00
Span	793.0	789.6	793.0	0.00

Multi Point Calibration

Ref Value(ppm)	Analyzer Disp.(ppm)	Output Difference		
		Diff (ppm)	Percent Diff	Abs Percent Diff
0.0	0.6	0.6	0.00	0.07
404.0	405.8	1.8	0.00	0.45
793.0	794.7	1.7	0.00	0.21
Average Diff (%)				0.24



Calibrate by: _____

Approved by: Banua/m

Personal Pump Calibration Report

Equipment Type : Personal Air Sampler

Equipment Range : 0.5-7.0 l/min

Calibration Range : 0.5-4.0 V/min

Calibration Type : Drycal

Calibration S/N : 109698

[illegible]

Calibration Date 18 / 09 / 68

Calibration By 2/5/2020

Remark : Uncertainty Type A = σ = SD

\sqrt{n}

: SD = Standard deviation

$$\bar{X} = \text{Mean}$$

Personal Pump Calibration Report

Equipment Type : Personal Air Sampler

Equipment Range : 0.5-7.0 l/min

Calibration Range : 0.5-4.0 l/min

Calibration Type : Drycal

Calibration S/N : 4491

Item	Personal Pump S/N	Hi Flow/Low Flow	ครั้งที่ 1	ครั้งที่ 2	ครั้งที่ 3	Average	Uncertainty
1.	20151003005	2.0	1.9960	1.9980	1.9970	1.9970	±0.0010

Calibration Date 11 / 12 / 68

Calibration By 2/520/000

Remark : Uncertainty Type A = $\frac{\sigma}{\sqrt{n}}$ = SD

: SD = Standard deviation

: \bar{X} = Mean




TECHNOLOGY PROMOTION ASSOCIATION (THAILAND-JAPAN)
CORPORATE SERVICES 3: EQUIPMENT CALIBRATION AND TESTING SERVICES
534/4 PATTANAKARN ROAD SOI 18, SUANLUANG, SUANLUANG BANGKOK 10250
TEL.0-2717-3000-29 FAX.0-2719-9484



Certificate of Calibration

Cert.No.: 25CHO572

Page.: 1 of 2

Equipment : pH Meter
Manufacturer : Horiba
Model : F-71G
Serial No. : V3B1F8H3
ID No. : Ins-LAB-025
Condition As-Received: Used Item
Received Date : 28 October 2025
Calibration Date : 28 October 2025
Reference : 2510-0662OC-1
Submitted by : Thai Environmental Technic Limited
1/6 Soi Ramkhamhaeng 145,
Khwaeng/Khet Saphan Sung,
Bangkok 10240
Calibration Place : Laboratory (Thai Environmental Technic Limited)
Ambient Temperature : (27.1 to 26.2) °C (On-Site)
Relative Humidity : (56 to 59) % (On-Site)
Calibration Procedure : In - house method :
- CP-OCH2 by direct measurement with DC voltage
standard and direct measurement with
certified reference material (CRM)
Calibrated by : Uthen Kankawi

Approved by : Saithip
Approved Signatory
() Chakrit Waewwanjua
() Ponpan Paipim
(✓) Saithip Meangmai
Issue Date : 30 October 2025

The Uncertainties are for a confidence probability of approximately 95%

This certificate may not be reproduced other than in full, except with the prior written
Approval of the head of Corporate Services 3 : Equipment Calibration and Testing Services.



Cert.No.: 25CHO572

Page.: 2 of 2

Condition of this calibration result

1. Reference Standard Instrument

<u>Instrument</u>	<u>Serial No.</u>	<u>ID No.</u>	<u>Cert. No.</u>	<u>Due Date</u>
1) Document Process Calibrator	58440003	130RC120	24E3731	14 Nov 2025
2) Digital Thermometer	-	130RC017	25T625	23 Apr 2026

- This measurement result is traceable to SI through Technology Promotion Association (Thailand - Japan)

2. Certified Reference Materials : The measurement results are traceable to SI through CPA chem Ltd., ANSI-ASQ National Accreditation Board, Accredited No. AR-1835

<u>Buffer Solution</u>	<u>Manufacturer</u>	<u>Lot No.</u>	<u>Exp. date</u>
pH 4.007	CPA chem	1114384	12 Jun 2027
pH 6.876	CPA chem	1005301	15 Jun 2026
pH 9.180	CPA chem	1135356	16 Aug 2026

3. This certificate is valid only to the item calibrated on date and place of calibration.

Calibration Results

Function : mV Measurement

Performing standard curve by Document Process Calibrator at pH (4,7,10)

Unit Under Calibration	Nominal Value	Standard Voltage Input	Actual Reading		Uncertainty of Measurement (±mV)	Coverage factor <i>k</i>
	pH	mV	mV	pH		
pH Meter S/N.: V3B1F8H3	4.000	177.48	177.5	4.000	0.058	2.00
	6.860	8.28	8.3	6.860	0.058	2.00
	7.000	0.00	0.0	7.000	0.058	2.00
	9.180	-128.97	-128.9	9.180	0.058	2.00
	10.000	-177.48	-177.4	10.000	0.058	2.00

Function : pH Measurement

Performing three buffers standard curve by using buffer nominal pH (4,7,9)

Unit Under Calibration	Standard pH Buffer Solution	Actual pH Reading	Actual mV Reading (mV)	Uncertainty of pH Measurement (±)	Coverage factor <i>k</i>
pH Electrode S/N.: 9X2E0223	4.007	4.007	168.7	0.0048	2.00
	6.876	6.875	1.2	0.0086	2.00
	9.180	9.176	-134.4	0.014	2.00

The reported uncertainty of measurement was based on a standard uncertainty multiplied by a coverage factor *k*, providing a level of confidence of approximately 95 %.




TECHNOLOGY PROMOTION ASSOCIATION (THAILAND-JAPAN)
CORPORATE SERVICES 3: EQUIPMENT CALIBRATION AND TESTING SERVICES
534/4 PATTANAKARN ROAD SOI 18, SUANLUANG, SUANLUANG BANGKOK 10250
TEL.0-2717-3000-29 FAX.0-2719-9484

Certificate of Calibration

Cert.No.: 25CH1095

Page.: 1 of 2

Equipment :	Turbidity Meter
Manufacturer :	Thermo Scientific
Model :	EUTECH TN-100
Serial No. :	2655003
ID. No. :	-
Condition As-Received:	Used Item
Received Date :	05 September 2025
Calibration Date :	18 September 2025
Reference :	2509-0224DSC-13
Submitted by :	Thai Environmental Technic Limited 1/6 Soi Ramkhamhaeng 145, Khwaeng/Khet Saphan Sung, Bangkok 10240
Ambient Temperature :	(23 ± 3.0) °C
Relative Humidity :	(50 ± 20) %
Calibration Procedure :	In - house method : CP-CH11 Direct measurement by using Formazin standard solution
Calibrated by :	Walalak Sirithean  Approved Signatory
Approved by :	
(√) Chakrit Waewwanjua () Ponpan Paipim () Saithip Meangmai	
Issue Date :	19 September 2025

The Uncertainties are for a confidence probability of approximately 95%

This certificate may not be reproduced other than in full, except with the prior written
Approval of the head of Calibration and Testing Equipment Services.



Cert.No. : 25CH1095

Page. : 2 of 2

Condition of this calibration result

1. Reference Standard Instruments :

<u>Instruments</u>	<u>ID No.</u>	<u>Certificate No.</u>	<u>Due date</u>
1) Data Logger	130EC012	24H2043	23 Sep 2025
2) Liquid-in Glass Thermometer	130RC003	25I440	16 Apr 2026

- This measurement result is traceable to SI through Technology Promotion Association (Thailand - Japan)

2. Certified Reference Materials : Turbidity Standard solution (Formzin)

- The measurement results are traceable to SI through CPA chem Ltd.,

<u>Turbidity Solution</u>	<u>Manufacturer</u>	<u>Lot No.</u>	<u>Exp. date</u>
20.0 NTU	CPA Chem	1088008	18 Mar 2026
100.0 NTU	CPA Chem	1088007	18 Mar 2026
800 NTU	CPA Chem	1088017	18 Mar 2026

3. This certificate is valid only to the item calibrated on date and place of calibration.

Calibration result

Performing three - Formazine suspension standard curve by using 20, 100, 800 NTU
Turbidity Meter serial number : 2655003

Standard Formazine suspension (NTU)	UUC* Reading (NTU)	Uncertainty of Measurement (\pm NTU)	Coverage Factor k
0.1	0.23	0.027	2.00
20.0	20.1	0.21	2.00
100.0	101	1.3	2.05
800	800	4.3	2.00

- Remark**
- UUC* = Unit Under Calibration
 - NTU = Nephelometric Turbidity Units
 - 0.1 NTU has been prepared dilution from 20.0 NTU

The reported uncertainty of measurement was based on a standard uncertainty multiplied by a coverage factor k , providing a level of confidence of approximately 95 %.

-o0o-



2/4/25

TECHNOLOGY PROMOTION ASSOCIATION (THAILAND-JAPAN)
CORPORATE SERVICES 3: EQUIPMENT CALIBRATION AND TESTING SERVICES
534/4 PATTANAKARN ROAD SOI 18, SUANLUANG, SUANLUANG BANGKOK 10250
TEL.0-2717-3000-29 FAX.0-2719-9484



Certificate of Calibration

Cert.No.: 25MM27

Page.: 1 of 3

Equipment : Electronic Balance
Manufacturer : Mettler Toledo
Model : XP205DR
Serial No. : 1129273885
ID No. : -
Submitted by : Thai Environmental Technic Limited
1/6 Soi Ramkhamhaeng 145,
Khwaeng/Khet Saphan Sung,
Bangkok 10240
Location : Balance Room
Received order : 12 March 2025
Calibration Date : 13 March 2025
Ambient Temperature : 15 °C to 40 °C
Relative Humidity : 30 % to 90 %

Calibrated by : Tawatchai Pama

Approved by :

Approved Signatory

- () Chakrit Waewwanjua
(✓) Suwit Imjai
() Kunchit Promprat

Issue Date : 24 March 2025

The Uncertainties are for a confidence probability of approximately 95%

This certificate may not be reproduced other than in full, except with the prior written
Approval of the head of Corporate Services 3 : Equipment Calibration and Testing Services.



Equipment : Electronic Balance
Condition As-Received : Used Item
Reference : 2503-0227OC-15

Cert.No.: 25MM27
Page: 2 of 3

Procedure used :-

Calibration were conducted using in-house calibration procedure CP-OB01 based on UKAS LAB 14 according to direct measurement method against standard weight.

Condition of this result of calibration

1. Reference standard instruments:-

<u>Instruments</u>	<u>Serial No.</u>	<u>Cert. No.</u>	<u>Traceable</u>	<u>Due date</u>
1) Standard Weight Set (E2)	G0602134	MM-0066-24	NIMT	25 Apr 2026
2) Standard Weight Set (E2)	-	MM-0067-24	NIMT	23 Apr 2026

2. This certificate is valid only to the item calibrated on date and place of calibration.

3. This result of calibration was made on requested at the point specified by customer.

4. This certificate is not certified for any commercial transaction.

5. This certification is traceable to the International System of Unit.

Remark : NIMT : National Institute of Metrology Thailand

Result of calibration () Without Adjustment (*) After Adjustment by Internal Calibration

Range capacity :	0 g to 81 g	Resolution	0.00001 g
	81 g to 220 g	Resolution	0.0001 g

Before Adjustment :

<u>Applied Weight</u> (g)	<u>Balance Reading</u> (g)	<u>Correction</u> (g)	<u>Measurement Uncertainty</u> (± mg)	<u>Coverage Factor</u> (k)
80	79.99997	+0.00003	0.15	2
200	199.9998	+0.0002	0.30	2

After Adjustment :

1. Determination of the standard deviation of weighing machine

(n = 10)

<u>Applied Weight</u> (g)	<u>Standard Deviation of Reading (g)</u>
80	0.000007
200	0.00005



Equipment : Electronic Balance
 Condition As-Received : Used Item
 Reference : 2503-0227OC-15

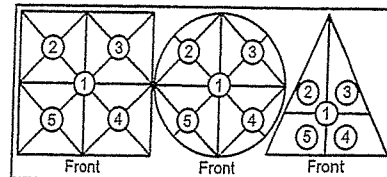
Cert.No.: 25MM27

Page: 3 of 3

Result of calibration

2. Effect of off center loading

A mass of 100 g was placed to various position on the pan.
 The weighing machine reading error obtained is given in the table



Maximum difference between
 off-center and central loading
 (g)
 0.00010

Position 1	Position 2	Position 3	Position 4	Position 5
(g)	(g)	(g)	(g)	(g)
0.00000	0.00000	-0.00010	-0.00010	+0.00010

3. Departure from nominal value

Applied Weight	Balance Reading	Correction	Measurement Uncertainty	Coverage Factor
(g)	(g)	(g)	(\pm mg)	(k)
Unload	0.00000	0.00000	0.015	2.13
0.01	0.00999	+0.00001	0.015	2.11
0.05	0.04999	+0.00001	0.015	2.11
1	1.00000	0.00000	0.018	2.04
2	2.00000	0.00000	0.019	2.03
5	4.99999	+0.00001	0.026	2
10	10.00000	0.00000	0.033	2
20	20.00000	0.00000	0.045	2
50	49.99999	+0.00001	0.080	2
80	79.99998	+0.00002	0.15	2
200	199.9999	+0.0001	0.30	2

The reported uncertainty of measurement was based on a standard uncertainty multiplied by a coverage factor k , providing a level of confidence of approximately 95 %.



Certificate of Calibration

Certificate Number : SPR25010086-1

Page : 1 of 3

Customer : Thai Environmental Technic Limited.

1/6 Soi Ramkhamhaeng 145, Khwaeng Saphan Sung, Khet Saphan
Sung, Bangkok 10240, Thailand.

Equipment Name : DO Meter

Manufacturer : Horiba

Model : OM-71G

Serial Number : D75J0012

ID. Number : No.07

Environmental Conditions

Ambient Temperature : $23\text{ }^{\circ}\text{C} \pm 2\text{ }^{\circ}\text{C}$

Received Date : 08 Jan 2025

Relative Humidity : $50\% \pm 15\%$

Calibration Date : 10 Jan 2025

Location of Calibration : In-Lab

Recommend Due Date : 10 Jan 2026

Calibration Procedure : In-House Method

Date of Issue : 11 Jan 2025

Method of Calibration

This certifies that the above instrument was calibrated in compliance with the calibration system requirement of ISO/IEC 17025:2017 in accordance with reference procedure. Standards used to perform this calibration are certified by to NIST or equivalent, National metrology institute, Natural physical constants, consensus standards. The result reported herein apply only to the calibration of the item described above as received. Our decision rule is to contact the customer if the item pass and fail calibration when the results include the uncertainties and the customer must determine if the results meets their needs.

The calibration certificate shall not be reproduced except in full, without written approval of SP Metrology System (Thailand).

Calibrated by : Mr.Krittapas Kanchanajittadet

Approved by :

Calibration Officer

(Mr.Prayoon Topart)

Authorized Signatory



Calibration Report

Certificate Number : SPR25010086-1

Page : 2 of 3

Reference Standards

Equipment Name	Model	Serial No.	Certificate No.	Due. Date
Zero Oxygen Solution	HI7040L	Lot S0027-23 _	21C31	21 Mar 2028

Traceability

This certification is traceable to the International System of Unit maintained at :
HANNA - Hanna Instruments (Thailand) Ltd.



Result of Calibration

Certificate Number : SPR25010086-1

Page : 3 of 3

Dissolved Oxygen Permanance Test

Jnit : mg/L

Actual Standard	UUC Reading	Error	Uncertainty (±)
0.3	0.51	0.21	0.13
8.3	8.52	0.22	0.13

Note :

The result of calibration was found accurate as show on date and place of calibration only.
This Certificate is not certified for any commercial transaction.

Measurement Uncertainty

The reported uncertainty of measurement is the expanded uncertainty obtained by multiplying the standard uncertainty with the coverage factor $k = 2.00$, providing a level of confidence approximately 95%.

- End of Certificate -



TECHNOLOGY PROMOTION ASSOCIATION (THAILAND-JAPAN)
CORPORATE SERVICES 3: EQUIPMENT CALIBRATION AND TESTING SERVICES
534/4 PATTANAKARN ROAD SOI 18, SUANLUANG, SUANLUANG BANGKOK 10250
TEL.0-2717-3000-29 FAX.0-2719-9484



Certificate of Calibration

Cert. No.: 25TM172

Page : 1 of 3

Equipment : BOD Incubator

Manufacturer : Accuplus

Model : i250

Serial No. : 0408-0115-0008

ID No. : -

Submitted by : Thai Environmental Technic Limited
1/6 Soi Ramkhamhaeng 145,
Khwaeng/Khet Saphan Sung,
Bangkok 10240

Location : Laboratory (Thai Environmental Technic Limited)

Received Order : 12 March 2025

Calibration Date : 12 March 2025

Ambient Temperature : (26 ± 10) °C

Relative Humidity : (50 ± 30) %

AC Line Voltage : (220 ± 22) V

Calibrated by : Uthen Kankawi

Approved by :

Approved Signatory

- () Chakrit Waewwanjua
(✓) Suwit Imjai
() Kunchit Promprat

Issue Date : 24 March 2025

The Uncertainties are for a confidence probability of approximately 95%

This certificate may not be reproduced other than in full, except with the prior written
Approval of the head of Corporate Services 3 : Equipment Calibration and Testing Services.



Equipment : BOD Incubator
 Condition As-Received : Used Item
 Reference : 2503-0227OC-11

Cert. No.: 25TM172

Page : 2 of 3

Procedure Used :-

Calibration were conducted using calibration procedure CP-OT02 based on TLAS G-20 according to direct measurement method with Data Acquisition which connected with Resistance Temperature Detector (RTD).

The temperature scale used was based on ITS-90.

Condition of this result of calibration

1. Reference standard instrument:-

<u>Instrument</u>	<u>Serial No.</u>	<u>Cert. No.</u>	<u>Traceable</u>	<u>Due Date</u>
1) Data Acquisition	MY59003411	24LM192	TPA	24 Dec 2025

2. This certificate is valid only to the item calibrated on date and place of calibration.

3. This certification is traceable to the International System of Unit.

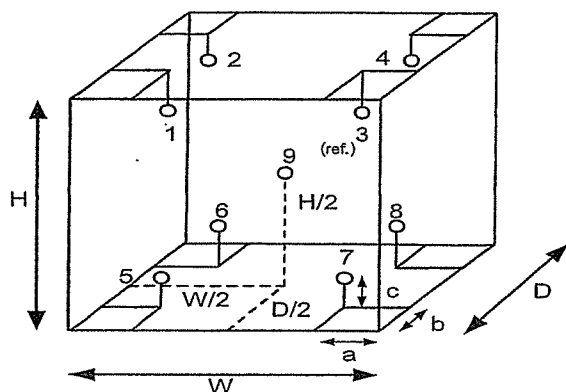
Remark : TPA : Technology Promotion Association (Thailand - Japan)

Result of Calibration :- (*) Without Adjustment

Function of UUC* : Temperature Source

Fresh air setting : Close

Environment during calibration		
	Beginning	Finished
Temp. (°C)	25	25
REL.Humid. (%)	59	62
AC Supply (Volt)	225	224



Position :	Ref. Std. ID No.:
1	25-20RTD-2/1
2	25-20RTD-2/2
3	25-20RTD-2/3
4	20RTD-2/4
5	20RTD-2/5
6	20RTD-2/6
7	20RTD-2/7
8	20RTD-2/8
9 (ref.)	20RTD-2/9

Probe Installation Details :

a = 10 cm
 b = 10 cm
 c = 10 cm

Dimension of Chamber :

D = 0.48 m
 W = 0.50 m
 H = 1.1 m
 Capacity = 0.26 m³



Equipment : BOD Incubator
Condition As-Received : Used Item
Reference : 2503-0227OC-11
Result of Calibration :- (*) Without Adjustment
Function of UUC* : Temperature Source
Fresh air setting : Close

Cert. No.: 25TM172

Page : 3 of 3

Calibration Point (°C)	UUC* Setting (°C)	UUC* Reading (°C)	Temperature stability (± °C)	Temperature uniformity (°C)	Overall Variation (°C)	Coverage Factor <i>k</i>
20.0	20.0	20.0	0.37	0.21	0.92	2

Calibration Point (°C)	Measured Temperature (°C)									Uncertainty (± °C)
	Position									
	1	2	3	4	5	6	7	8	9 (ref.)	
20.0	20.231	20.227	20.146	20.213	20.131	20.095	19.970	20.050	20.081	0.53

Average* : The average of 30 values in each position.

Temperature stability : One-half of the greatest maximum difference of measured temperature at any one sensor.

Temperature uniformity : The maximum difference of measured temperatures at any sensors and the measured temperature at the reference location which are observed at the same time or at as close an observation time as possible to determine the temperature pattern or homogeneity within the chamber under steady-state conditions.

Overall Variation : The Difference of the maximum and minimum measured temperatures throughout observation.

UUC* : Unit Under Calibration

Note : The reported uncertainty of measurement was included stability and excluded uniformity .

The reported uncertainty of measurement was based on a standard uncertainty multiplied by a coverage factor *k*, providing a level of confidence of approximately 95 %.



TECHNOLOGY PROMOTION ASSOCIATION (THAILAND-JAPAN)
CORPORATE SERVICES 3: EQUIPMENT CALIBRATION AND TESTING SERVICES
534/4 PATTANAKARN ROAD SOI 18, SUANLUANG, SUANLUANG BANGKOK 10250
TEL.0-2717-3000-29 FAX.0-2719-9484



Certificate of Calibration

Cert. No.: 25TM386

Page : 1 of 3

Equipment : Incubator

Manufacturer : Memmert

Model : INE 500

Serial No. : E505.0595

ID No. : -

Submitted by : Thai Environmental Technic Limited
1/6 Soi Ramkhamhaeng 145,
Khwaeng/Khet Saphan Sung,
Bangkok 10240

Location : Bacteria Room

Received Order : 12 March 2025

Calibration Date : 12 - 13 March 2025

Ambient Temperature : $(26 \pm 10) ^\circ\text{C}$

Relative Humidity : $(50 \pm 30) \%$

AC Line Voltage : $(220 \pm 22) \text{ V}$

Calibrated by : Tawatchai Pama

Approved by :

Approved Signatory

- () Chakrit Waewwanjua
(✓) Suwit Imjai
() Kunchit Promprat

Issue Date : 24 March 2025

The Uncertainties are for a confidence probability of approximately 95%

This certificate may not be reproduced other than in full, except with the prior written
Approval of the head of Corporate Services 3 : Equipment Calibration and Testing Services.



Equipment : Incubator
 Condition As-Received : Used Item
 Reference : 2503-0227OC-3

Cert. No.: 25TM386
 Page : 2 of 3

Procedure Used :-

Calibration were conducted using calibration procedure CP-OT02 based on TLAS G-20 according to direct measurement method with Data Acquisition which connected with Resistance Temperature Detector (RTD).

The temperature scale used was based on ITS-90.

Condition of this result of calibration

1. Reference standard instrument:-

<u>Instrument</u>	<u>Serial No.</u>	<u>Cert. No.</u>	<u>Traceable</u>	<u>Due Date</u>
1) Data Acquisition	MY57013711	24LM115	TPA	13 Jul 2025

- This certificate is valid only to the item calibrated on date and place of calibration.
- This certification is traceable to the International System of Unit.

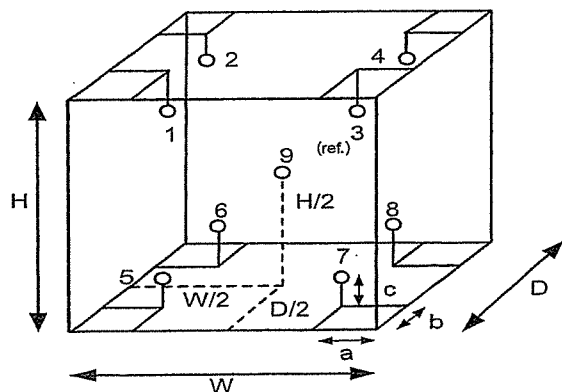
Remark : TPA : Technology Promotion Association (Thailand - Japan)

Result of Calibration :- (*) Without Adjustment

Function of UUC* : Temperature Source

Fresh air setting : Close

Environment during calibration		
	Beginning	Finished
Temp. (°C)	26	23
REL.Humid. (%)	38	39
AC Supply (Volt)	223	224



Position :	Ref. Std. ID No.:
1	22-18RTD-2/1
2	18RTD-2/2
3	18RTD-2/3
4	18RTD-2/4
5	18RTD-2/5
6	21-18RTD-2/10
7	18RTD-2/7
8	18RTD-2/8
9 (ref.)	18RTD-2/9

Probe Installation Details :

a = 10 cm
 b = 10 cm
 c = 10 cm

Dimension of Chamber :

D = 0.40 m
 W = 0.56 m
 H = 0.48 m
 Capacity = 0.11 m³



Equipment : Incubator
Condition As-Received : Used Item
Reference : 2503-0227OC-3
Result of Calibration :- (*) Without Adjustment
Function of UUC* : Temperature Source
Fresh air setting : Close

Cert. No.: 25TM386

Page : 3 of 3

Calibration Point (°C)	UUC* Setting (°C)	UUC* Reading (°C)	Temperature stability (± °C)	Temperature uniformity (°C)	Overall Variation (°C)	Coverage Factor <i>k</i>
35.0	35.0	35.0	0.038	0.23	0.45	2
41.5	41.5	41.5	0.041	0.57	0.66	2
44.5	44.5	44.5	0.019	0.65	0.81	2

Calibration Point (°C)	Measured Temperature (°C)									Uncertainty (± °C)
	Position									
	1	2	3	4	5	6	7	8	9 (ref.)	
35.0	34.986	34.862	34.882	34.860	34.837	35.179	34.784	35.171	35.002	0.30
41.5	41.577	41.425	41.489	41.457	41.065	41.492	41.004	41.641	41.555	0.30
44.5	44.673	44.533	44.541	44.514	44.013	44.469	43.876	44.498	44.514	0.30

Average* : The average of 30 values in each position.

Temperature stability : One-half of the greatest maximum difference of measured temperature at any one sensor.

Temperature uniformity : The maximum difference of measured temperatures at any sensors and the measured temperature at the reference location which are observed at the same time or at as close an observation time as possible to determine the temperature pattern or homogeneity within the chamber under steady-state conditions.

Overall Variation : The Difference of the maximum and minimum measured temperatures throughout observation.

UUC* : Unit Under Calibration

Note : The reported uncertainty of measurement was included stability and excluded uniformity .

The reported uncertainty of measurement was based on a standard uncertainty multiplied by a coverage factor *k*, providing a level of confidence of approximately 95 %.

-o0o-



MAINTENANCE REPORT

ATOMIC ABSORPTION SPECTROPHOTOMETER MODEL

AAAnalyst 100

Customer : บริษัท เทคนิคสิ่งแวดลอมไทย จำกัด Address : 1/6 ขอยรามคำแหง 145, แขวงสะพานสูง, เขตสะพานสูง, กรุงเทพฯ 10240 TH User Name: คุณ กิตติศักดิ์ เมืองงาม Phone: 02-3737799 E-mail: Ketsarin.Chuayphin@eurofinsasia.com	Date Tested: 19-ก.ย.-68 Recommendation Recertification Period 6 Months Recertification Due: 19-มี.ค.-69 Date Last Certified: 25-มี.ค.-68 Visit Number: 2 of 2 TH ONE SOURCE Phone: 081-7316733, 082-1086572 E-mail: thonesource@gmail.com
---	--

CONFIGURATION TESTED

MODEL	SERIAL NUMBER	SOFTWARE
AAAnalyst 100	040S0110503	AA WinLab 3.2

TEST STANDARD USED	PART NUMBER	
Copper	N9300183	
Filter 0.2 %	MG0-057	



MAINTENANCE REPORT

ATOMIC ABSORPTION SPECTROPHOTOMETER MODEL

AAnalyst 100

SERIAL NUMBER 040S0110503
DATE TESTED 19-ก.ย.-68
1. OPTIC CHECKS

A. Optical alignment condition (if necessary)

☐ OK

B. Condition of Mirrors, Lenses etc. (if necessary)

☐ OK

2. GAS SYSTEM CHECKS

A. Leak test all internal and external gas box joints

☐ OK

B. All gas box safety features

☐ OK

C. Burner system including nebulizer and all o-ring and gasket

☐ OK

D. Drain system (safety)

☐ F

3. ELECTRONICS CHECKS

A. Power Supplies

 $+ 5.00 \text{ Vdc} \pm 0.2 \text{ Vdc}$
+ 5.02 Vdc

 $+ 11.50 \text{ Vdc} \pm 0.2 \text{ Vdc}$
+ 11.46 Vdc

 $+ 15.00 \text{ Vdc} \pm 1.0 \text{ Vdc}$
+14.99 Vdc

 $- 15.00 \text{ Vdc} \pm 1.0 \text{ Vdc}$
-15.06 Vdc

 $+ 35.00 \text{ Vdc} \pm 3.0 \text{ Vdc}$
+35.14 Vdc

4. WAVELENGTH ACCURACY TEST

 A. Zn Lamp wavelength $213.9 \text{ nm} \pm 0.3 \text{ nm}$.

213.87 nm.

 B. Fe Lamp wavelength $248.3 \text{ nm} \pm 0.3 \text{ nm}$.

248.24 nm.

 C. Cu Lamp wavelength $324.8 \text{ nm} \pm 0.3 \text{ nm}$.

324.83 nm.



MAINTENANCE REPORT

ATOMIC ABSORPTION SPECTROPHOTOMETER MODEL

AAAnalyst 100

SERIAL NUMBER 040S0110503

DATE TESTED

19-n.2.-68

5. PERFORMANCE TESTS

SPEC.

RESULTS

*A. Neutral density filter checks with Copper (324.8 nm)

Neutral Density Filter 0.2 Abs,

$0.180 \pm 10\%$

0.170 Abs.

B. AA Baseline noise test with Copper (324.8 nm)

Integration time = 0.5 seconds

Replicates = 99 times

Standard Deviation

≤ 0.001

0.000

C. Flame sensitivity with Copper (324.8nm)

(5 mg/L Cu Standard a read time of 10 seconds

10 replicates, standard burner)

Stainless steel nebulizer

≥ 0.25

0.294 Abs.

%RSD

0.60 %

Measured Characteristic Concentration :

0.075 mg/L



MAINTENANCE REPORT
ATOMIC ABSORPTION SPECTROPHOTOMETER MODEL
AAAnalyst 100

SERIAL NUMBER 040S0110503

DATE TESTED

19-ก.ย.-68

Remarks :

This is to certify that the above tests have been performed and the configuration tested



meets



does not meet

This certificate does not modify PerkinElmer's standard terms and condition of sale,
including warranty terms.

Service Department TH ONE SOURCE CO., LTD.

Krungchai T.

(Krungchai Treevichien)

Customer Support Engineer



Certificate of Calibration

Cert.No.: 25CH50

Page.: 1 of 2

Equipment :	Conductivity Meter
Manufacturer :	Horiba
Model :	ES-71
Serial No. :	D66G0003
ID No. :	No.3
Condition As-Received:	Used Item
Received Date :	14 January 2025
Calibration Date :	15 January 2025
Reference :	2501-0469WSC-1
Submitted by :	Thai Environmental Technic Limited 1/6 Soi Ramkhamhaeng 145, Khwaeng/Khet Saphan Sung, Bangkok 10240
Ambient Temperature :	$(25 \pm 2.5) ^\circ\text{C}$
Relative Humidity :	$(50 \pm 15) \%$
Calibration Procedure:	In -house method : - CP-CH6 by direct measurement with certified reference material (CRM)

Calibrated by :

Walalak Sirithuan

Approved by :

Approved Signatory

- () Pornthippa Tameyakul
() Ponpan Paipim
(✓) Saithip Meangmai

Issue Date :

15 January 2025

The Uncertainties are for a confidence probability of approximately 95%

This certificate may not be reproduced other than in full, except with the prior written
Approval of the head of Calibration and Testing Equipment Services.



Cert.No.: 25CH50

Page.: 2 of 2

Condition of this result of calibration

1. Reference Standard Instrument :-

<u>Instrument</u>	<u>Serial No.</u>	<u>ID No.</u>	<u>Certificate No.</u>	<u>Due date</u>
1) Thermometer	9549224	130RC003	241426	24 Apr 2025

- This Certification is traceable to SI Throught Technology Promotion Association (Thailand - Japan)

2. Certified Reference Materials :-

- Conductivity calibration solution, Thermo Scientific (Traceable to NIST)

<u>Conductivity Solution</u>	<u>Manufacturer</u>	<u>Lot No.</u>	<u>Exp. date</u>
84 μ S/cm	Thermo Scientific	134/02	29 Mar 2025
1.413 mS/cm	Thermo Scientific	392/01	30 Sep 2025
12.88 mS/cm	Thermo Scientific	422/01	21 Oct 2025

- Control Conductivity calibration solution temperature by Water bath (25 ± 0.1) °C

3. This certificate is valid only to the item calibrated on date and place of calibration.

Calibration results

Function : Conductivity Measurement

(*) After Adjustment at 1.413 mS/cm

Conductivity Electrode Serial No.: 9C6E0212

<u>Standard</u>	<u>Before Adjustment</u>	<u>After Adjustment</u>	<u>Uncertainty</u>	<u>Coverage</u>
<u>Conductivity</u>	<u>UUC* Reading</u>	<u>UUC* Reading</u>	<u>of Measurement</u>	<u>factor</u>
<u>Solution</u>			<u>(\pm)</u>	<u>k</u>
84 μ S/cm	89.2 μ S/cm	88.6 μ S/cm	4.3 μ S/cm	2.00
1.413 mS/cm	1.420 mS/cm	1.413 mS/cm	0.015 mS/cm	2.00
12.88 mS/cm	12.71 mS/cm	12.63 mS/cm	0.14 mS/cm	2.00

Remark : - UUC* = Unit Under Calibration

The reported uncertainty of measurement was based on a standard uncertainty multiplied by a coverage factor k , providing a level of confidence of approximately 95 %.

-000-